






Program/Activity/Project (P/AMP) and Account Title	Account Code	Appropriations				Current Year Obligations			Disbursements		Balances			
		Adjustments (Transfer To/From, Realignments)	Adjusted Appropriations	Transfer From	Adjusted Total Appropriations	1st Quarter ending March 31	2nd Quarter ending June 30	Total	1st Quarter ending March 31	2nd Quarter ending June 30	Total	Unobligated Allocation	Unpaid Obligations Due and Demandable	Not Yet Due and Demandable
1	2	4	5 = (3 + 4)	9	10 = ((8+(-7)-8+9)	11	12	15 = (11+12+13+14)	16	17	20 = (16+17+18+19)	22 = (10-15)	23	24
1. AGENCY SPECIFIC BUDGET														
FOREIGN-ASSISTED PROJECTS														
REGULAR APPROPRIATIONS														
310100300003000 - AF-KALAHI-CIDSS-NCDDP														
PS	101151	206,923,612.00	206,923,612.00	206,923,612.00	206,923,612.00	168,614,865.66	23,745,790.46	190,360,656.12	31,972,698.00	90,675,912.29	122,648,610.29	16,662,955.88	-	67,712,045.83
MOOE		206,923,612.00	206,923,612.00	206,923,612.00	206,923,612.00	168,614,865.66	23,745,790.46	190,360,656.12	31,972,698.00	90,675,912.29	122,648,610.29	16,662,955.88	-	57,712,045.83
FE		-	-	-	-	-	-	-	-	-	-	-	-	-
CO		-	-	-	-	-	-	-	-	-	-	-	-	-
GOP	101151	201,923,612.00	201,923,612.00	201,923,612.00	201,923,612.00	161,614,865.66	23,745,790.46	185,360,656.12	27,472,698.00	90,675,912.29	118,148,610.29	16,662,955.88	-	57,212,045.83
PS	101183	5,000,000.00	5,000,000.00	5,000,000.00	5,000,000.00	5,000,000.00	-	5,000,000.00	4,500,000.00	-	4,500,000.00	-	-	500,000.00
MOOE		5,000,000.00	5,000,000.00	5,000,000.00	5,000,000.00	5,000,000.00	-	5,000,000.00	4,500,000.00	-	4,500,000.00	-	-	-
FE		-	-	-	-	-	-	-	-	-	-	-	-	-
CO		-	-	-	-	-	-	-	-	-	-	-	-	-
IBRD	101183	5,000,000.00	5,000,000.00	5,000,000.00	5,000,000.00	5,000,000.00	-	5,000,000.00	4,500,000.00	-	4,500,000.00	-	-	500,000.00
PS		206,923,612.00	206,923,612.00	206,923,612.00	206,923,612.00	168,614,865.66	23,745,790.46	190,360,656.12	31,972,698.00	90,675,912.29	122,648,610.29	16,662,955.88	-	67,712,045.83
MOOE		206,923,612.00	206,923,612.00	206,923,612.00	206,923,612.00	168,614,865.66	23,745,790.46	190,360,656.12	31,972,698.00	90,675,912.29	122,648,610.29	16,662,955.88	-	57,712,045.83
FE		-	-	-	-	-	-	-	-	-	-	-	-	-
CO		-	-	-	-	-	-	-	-	-	-	-	-	-
GRAND TOTAL		206,923,612.00	206,923,612.00	206,923,612.00	206,923,612.00	168,614,865.66	23,745,790.46	190,360,656.12	31,972,698.00	90,675,912.29	122,648,610.29	16,662,955.88	-	67,712,045.83


Prepared by: 
JERICA MAE S. BENALOGA
 FA II

Certified by: 
RYAN M. MONTE
 AO V Budget Officer

Noted by: 
MARY ANN M. MANILA
 FMD Chief

Approved by: 
RAMON E. JAMIEN
 OIC/Regional Director


YEE YUNG G. JAMIEN
 FA III


GRETCHEN ESCALA
 Accountant III

Program/Activity/Project (P/M/P) and Account Title	Account Code	Appropriations			Current Year Obligations		Disbursements		Balances					
		Adjustments (Transfer To/From, Realignments)	Adjusted Appropriations	Transfer From	Adjusted Total Obligations	1st Quarter ending March 31	2nd Quarter ending June 30	Total	Unobligated Allotment	Unpaid Obligations Due and Demandable	Not Yet Due and Demandable			
		4	5 = (3 + 4)	9	10 = (6+7)-8+9	11	12	15=(1+12+13+14)	16	17	20=(16+17+18+19)	22=(10-15)	23	24
Supplies and Materials Expenses	50263010 02	2,835,690.00	2,835,690.00	2,835,690.00	2,835,690.00	-	572,488.00	572,488.00	-	138,000.00	138,000.00	2,264,012.00	-	433,488.00
Office Supplies Expenses	50263010 00	2,110,000.00	2,110,000.00	2,110,000.00	2,110,000.00	-	1,700,528.00	1,700,528.00	-	137,000.00	137,000.00	1,939,472.00	-	33,528.00
Accountable Forms Expenses	50263020 00	5,000.00	5,000.00	5,000.00	5,000.00	-	-	-	-	-	-	5,000.00	-	-
Medical, Dental and Laboratory Supplies Exp.	50263090 00	221,500.00	221,500.00	221,500.00	221,500.00	-	401,960.00	401,960.00	-	2,000.00	2,000.00	2,21,500.00	-	399,960.00
Gasoline, Oil and Lubricants Expenses	50263090 00	500,000.00	500,000.00	500,000.00	500,000.00	-	230.00	230.00	-	328.63	328.63	29,671.41	-	-
Utility Expenses	50264010 00	30,000.00	30,000.00	30,000.00	30,000.00	-	97.78	97.78	-	328.59	328.59	29,671.41	-	-
Water Expenses	50264010 00	30,000.00	30,000.00	30,000.00	30,000.00	-	97.79	97.79	-	328.59	328.59	29,671.41	-	-
Electricity Expenses	50264020 00	30,000.00	30,000.00	30,000.00	30,000.00	-	97.79	97.79	-	328.59	328.59	29,671.41	-	-
Communication Expenses	50265010 00	1,785,800.00	1,785,800.00	2,271,800.00	1,785,800.00	-	33,915.16	33,915.16	-	33,915.16	33,915.16	1,732,884.84	-	435,280.00
Postage and Deliveries	50265010 00	20,000.00	20,000.00	20,000.00	20,000.00	-	17,330.00	17,330.00	-	17,330.00	17,330.00	2,670.00	-	103,200.00
Telephone Expenses-Mobile	50265020 01	1,722,800.00	1,722,800.00	2,227,800.00	1,722,800.00	-	16,585.16	16,585.16	-	16,585.16	16,585.16	7,414.84	-	182,000.00
Internet Expenses	50265030 00	24,000.00	24,000.00	24,000.00	24,000.00	-	1,337,630.50	1,337,630.50	-	58,617,948.35	58,617,948.35	6,805,613.70	-	150,080.00
Professional Services	50211890 00	102,423,462.00	102,423,462.00	102,423,462.00	102,423,462.00	-	94,280,117.80	94,280,117.80	-	20,229,971.53	24,522,489.64	44,752,441.47	-	50,985,606.53
Other Professional Services	50211890 00	102,423,462.00	102,423,462.00	102,423,462.00	102,423,462.00	-	94,280,117.80	94,280,117.80	-	20,229,971.53	24,522,489.64	44,752,441.47	-	50,985,606.53
Repairs & Maintenance	50213040 01	505,000.00	505,000.00	505,000.00	505,000.00	-	-	-	-	-	-	505,000.00	-	-
RM - Buildings	50213040 01	505,000.00	505,000.00	505,000.00	505,000.00	-	-	-	-	-	-	505,000.00	-	-
Financial Assistance-Subsidy	50214890 00	74,718,800.00	74,718,800.00	74,718,800.00	74,718,800.00	-	65,172,480.00	65,172,480.00	-	5,080,626.10	62,842,572.50	87,723,099.00	-	6,986,701.00
Subsidies - Others	50214890 00	74,718,800.00	74,718,800.00	74,718,800.00	74,718,800.00	-	65,172,480.00	65,172,480.00	-	5,080,626.10	62,842,572.50	87,723,099.00	-	6,986,701.00
Taxes, Insurance Premiums and Other Fees	50215020 00	41,250.00	41,250.00	41,250.00	41,250.00	-	-	-	-	-	-	41,250.00	-	-
Fidelity Bond Premiums	50215030 00	11,250.00	11,250.00	11,250.00	11,250.00	-	-	-	-	-	-	11,250.00	-	-
Insurance Expenses	50215030 00	30,000.00	30,000.00	30,000.00	30,000.00	-	-	-	-	-	-	30,000.00	-	-
Labor and Wages	50216010 00	834,800.00	834,800.00	834,800.00	834,800.00	-	646,720.00	646,720.00	-	111,440.00	111,440.00	388,000.00	-	435,280.00
Other Maintenance and Operating Expenses	50216010 00	282,800.00	282,800.00	282,800.00	282,800.00	-	103,200.00	103,200.00	-	-	-	159,600.00	-	103,200.00
Advertising Expense	50228010 00	220,000.00	220,000.00	220,000.00	220,000.00	-	-	-	-	-	-	220,000.00	-	-
Printing & Publication Expenses	50228020 00	272,000.00	272,000.00	272,000.00	272,000.00	-	272,000.00	272,000.00	-	90,000.00	90,000.00	90,000.00	-	182,000.00
Representation Expenses	50228030 00	180,000.00	180,000.00	180,000.00	180,000.00	-	171,520.00	171,520.00	-	21,420.00	21,420.00	8,480.00	-	150,080.00
Rents - Buildings & Structures	50228050 01	180,000.00	180,000.00	180,000.00	180,000.00	-	-	-	-	-	-	8,480.00	-	-
Sub-total MOOE		201,923,612.00	201,923,612.00	201,923,612.00	201,923,612.00	-	161,614,886.66	23,745,790.46	-	186,360,686.12	27,472,698.00	16,662,955.89	-	67,212,046.53
TOTAL PS MOOE, FE & Capital Outlay		201,923,612.00	201,923,612.00	201,923,612.00	201,923,612.00	-	161,614,886.66	23,745,790.46	-	186,360,686.12	27,472,698.00	16,662,955.89	-	67,212,046.53
Total, GOP		201,923,612.00	201,923,612.00	201,923,612.00	201,923,612.00	-	161,614,886.66	23,745,790.46	-	186,360,686.12	27,472,698.00	16,662,955.89	-	67,212,046.53
101163 - AF IBRD														
Maint. & Other Operating Expenses														
Financial Assistance-Subsidy	50214890 00	5,000,000.00	5,000,000.00	5,000,000.00	5,000,000.00	-	5,000,000.00	5,000,000.00	-	4,500,000.00	4,500,000.00	4,500,000.00	-	500,000.00
Subsidies - Others	50214890 00	5,000,000.00	5,000,000.00	5,000,000.00	5,000,000.00	-	5,000,000.00	5,000,000.00	-	4,500,000.00	4,500,000.00	4,500,000.00	-	500,000.00
Sub-total MOOE		5,000,000.00	5,000,000.00	5,000,000.00	5,000,000.00	-	5,000,000.00	5,000,000.00	-	4,500,000.00	4,500,000.00	4,500,000.00	-	500,000.00
Total, AF-IBRD		5,000,000.00	5,000,000.00	5,000,000.00	5,000,000.00	-	5,000,000.00	5,000,000.00	-	4,500,000.00	4,500,000.00	4,500,000.00	-	500,000.00

Prepared by:
JERICA MILES PALMORA
 FA II

Certified by:
RYAN MONTE
 AD V. Building Officer

Noted by:
MARY ANN M. MANILA
 FMO Chief

Approved by:
RAVENY JAVEN
 OIC/Regional Director

YVESKY G. GAMBIN
 FA III

GRETHERENT ESCALA
 Accountant III