

STATEMENT OF APPROPRIATIONS, ALLOTMENTS, OBLIGATIONS, DISBURSEMENTS AND BALANCES
As of the Quarter Ending June 30, 2022


Department: Department of Social Welfare and Development
Agency : DSWD
Operating Unit : Field Office Caraga
Organization Code (UACS): 20001030016
Funding Source Code: 101

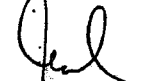
DATE: 7/19/2022 TIME: 3:12 pm
BY: R.

	Current Year Appropriations
	Supplemental Appropriations
	Continuing Appropriations

Program/Activity/Project (P/A/P) and Account Title	Account Code	Appropriations			Allotments				Current Year Obligations			Disbursements			Balances				
		Authorized Appropriation	Adjustments (Transfer To/From, Realignment)	Adjusted Appropriations	Allotments Received	Adjustments (Withdrawal, Realignment)	Transfer To	Transfer From	Adjusted Total Allotments	1st Quarter ending March 31	2nd Quarter ending June 30	Total	1st Quarter ending March 31	2nd Quarter ending June 30	Total	Unreleased Appropriations	Unobligated Allotment	Unpaid Obligations Due and Demandable	Not Yet Due and Demandable
1. AGENCY SPECIFIC BUDGET																			
SUPPORT TO OPERATIONS																			
Social Technology Development and Enhancement MOOE	200000100003000	-	86,400.00	86,400.00	-	-	-	86,400.00	86,400.00	-	86,400.00	86,400.00	-	84,960.00	84,960.00	-	-	-	-
Enhancement Partnership Against Hunger and Poverty - National Program Management Office (EPAHP-NPMO) MOOE	200000100006000	-	54,600.00	54,600.00	-	-	-	54,600.00	54,600.00	-	54,600.00	54,600.00	-	53,300.00	53,300.00	-	-	-	-
Sub-total, Support to Operations MOOE		-	141,000.00	141,000.00	-	-	-	141,000.00	141,000.00	-	141,000.00	141,000.00	-	138,260.00	138,260.00	-	-	-	-
OPERATIONS																			
Well-being of poor families improved MOOE		-	77,330,438.64	77,330,438.64	-	-	-	87,344,700.64	77,330,438.64	31,110,981.90	39,643,111.74	70,754,093.64	7,191,349.56	46,197,529.18	53,988,878.74	-	-	6,676,345.00	-
PROMOTIVE SOCIAL WELFARE PROGRAM MOOE		-	77,330,438.64	77,330,438.64	-	-	-	87,344,700.64	77,330,438.64	31,110,981.90	39,643,111.74	70,754,093.64	7,191,349.56	46,197,529.18	53,988,878.74	-	-	6,676,345.00	-
Pantawid Pamilyang Pilipino Program (Implementation of Conditional Cash Transfer) MOOE	310100100001000	-	3,827,702.64	3,827,702.64	-	-	-	3,827,702.64	3,827,702.64	3,486,979.90	340,722.74	3,827,702.64	3,387,165.54	53,699.00	3,440,863.54	-	-	-	-
Sustainable Livelihood Program MOOE	310100100002000	-	10,143,162.00	10,143,162.00	-	-	-	157,424.00	10,143,162.00	-	10,143,162.00	10,143,162.00	-	10,140,000.00	10,140,000.00	-	-	-	-
Locally-Funded Projects MOOE		-	63,359,574.00	63,359,574.00	-	-	-	63,359,574.00	63,359,574.00	27,624,002.00	29,189,227.00	56,783,229.00	3,804,184.02	36,003,831.18	39,808,015.20	-	-	6,676,345.00	-
Kapit-Bisig Laban sa Kahirapan-Comprehensive and Integrated Delivery of Social Services: Kapangyarihan at Kaunlaran sa Barangay (KALAHI-CIDSS-KKB) MOOE	310100200001000	-	63,359,574.00	63,359,574.00	-	-	-	63,359,574.00	63,359,574.00	27,624,002.00	29,189,227.00	56,783,229.00	3,804,184.02	36,003,831.18	39,808,015.20	-	-	6,676,345.00	-
Rights of the poor and vulnerable sectors promoted and protected MOOE		-	89,643,163.43	89,643,163.43	-	-	-	87,848,073.25	89,643,163.43	87,848,073.25	1,105,188.83	88,953,262.08	80,189,384.41	8,397,728.48	88,587,112.89	-	-	689,901.35	-
PROTECTIVE SOCIAL WELFARE PROGRAM MOOE		-	89,643,163.43	89,643,163.43	-	-	-	87,848,073.25	89,643,163.43	87,848,073.25	1,105,188.83	88,953,262.08	80,189,384.41	8,397,728.48	88,587,112.89	-	-	689,901.35	-
SOCIAL WELFARE FOR SENIOR CITIZEN SUB-PROGRAM MOOE		-	371,250.00	371,250.00	-	-	-	371,250.00	371,250.00	-	371,250.00	371,250.00	-	371,249.61	371,249.61	-	-	-	-
Social Pension for Indigent Senior Citizens MOOE	320103100001000	-	371,250.00	371,250.00	-	-	-	371,250.00	371,250.00	-	371,250.00	371,250.00	-	371,249.61	371,249.61	-	-	-	-
PROTECTIVE PROGRAM FOR INDIVIDUALS AND FAMILIES IN ESPECIALLY DIFFICULT CIRCUMSTANCES SUB-PROGRAM MOOE		-	89,171,913.43	89,171,913.43	-	-	-	87,848,073.25	89,171,913.43	87,848,073.25	633,938.83	88,482,012.08	80,189,384.41	8,026,478.87	88,215,863.28	-	-	689,901.35	-
Protective Services for Individuals and Families in Difficult Circumstances MOOE	320104100001000	-	89,171,913.43	89,171,913.43	-	-	-	87,848,073.25	89,171,913.43	87,848,073.25	633,938.83	88,482,012.08	80,189,384.41	8,026,478.87	88,215,863.28	-	-	689,901.35	-


Program/Activity/Project (P/A/P) and Account Title	Account Code	Appropriations			Allotments				Current Year Obligations			Disbursements			Balances				
		Authorized Appropriation	Adjustments (Transfer To/From, Realignment)	Adjusted Appropriations	Allotments Received	Adjustments (Withdrawal, Realignment)	Transfer To	Transfer From	Adjusted Total Allotments	1st Quarter ending March 31	2nd Quarter ending June 30	Total	1st Quarter ending March 31	2nd Quarter ending June 30	Total	Unreleased Appropriations	Unobligated Allotment	Unpaid Obligations	
																		Due and Demandable	Not Yet Due and Demandable
SOCIAL WELFARE FOR DISTRESSED OVERSEAS FILIPINOS AND TRAFFICKED PERSONS SUB-PROGRAM		-	100,000.00	100,000.00	-	-	-	100,000.00	100,000.00	-	100,000.00	100,000.00	-	-	-	-	-	-	-
MOOE		-	100,000.00	100,000.00	-	-	-	100,000.00	100,000.00	-	100,000.00	100,000.00	-	-	-	-	-	-	-
Poverty and Reintegration Program for Trafficked Persons	320105100003000	-	100,000.00	100,000.00	-	-	-	100,000.00	100,000.00	-	100,000.00	100,000.00	-	-	-	-	-	-	-
MOOE		-	100,000.00	100,000.00	-	-	-	100,000.00	100,000.00	-	100,000.00	100,000.00	-	-	-	-	-	-	-
Immediate Relief and early recovery of disaster victims/survivors ensured		-	84,285,802.33	84,285,802.33	-	-	-	84,285,802.33	84,285,802.33	50,161,952.70	34,123,849.63	84,285,802.33	14,604,919.04	36,521,403.36	51,126,322.40	-	-	-	-
MOOE		-	84,285,802.33	84,285,802.33	-	-	-	84,285,802.33	84,285,802.33	50,161,952.70	34,123,849.63	84,285,802.33	14,604,919.04	36,521,403.36	51,126,322.40	-	-	-	-
DISASTER RESPONSE AND MANAGEMENT PROGRAM		-	84,285,802.33	84,285,802.33	-	-	-	84,285,802.33	84,285,802.33	50,161,952.70	34,123,849.63	84,285,802.33	14,604,919.04	36,521,403.36	51,126,322.40	-	-	-	-
MOOE		-	84,285,802.33	84,285,802.33	-	-	-	84,285,802.33	84,285,802.33	50,161,952.70	34,123,849.63	84,285,802.33	14,604,919.04	36,521,403.36	51,126,322.40	-	-	-	-
Disaster response and rehabilitation program	330100100001000	-	2,755,740.00	2,755,740.00	-	-	-	2,755,740.00	2,755,740.00	2,449,200.00	306,540.00	2,755,740.00	6,540.00	1,739,653.92	1,746,193.92	-	-	-	-
MOOE		-	2,755,740.00	2,755,740.00	-	-	-	2,755,740.00	2,755,740.00	2,449,200.00	306,540.00	2,755,740.00	6,540.00	1,739,653.92	1,746,193.92	-	-	-	-
PROJECTS		-	-	-	-	-	-	-	-	-	-	-	-	-	-	-	-	-	-
Locally-Funded Projects		-	81,530,062.33	81,530,062.33	-	-	-	81,530,062.33	81,530,062.33	47,712,752.70	33,817,309.63	81,530,062.33	14,598,379.04	34,781,749.44	49,380,128.48	-	-	-	-
MOOE		-	81,530,062.33	81,530,062.33	-	-	-	81,530,062.33	81,530,062.33	47,712,752.70	33,817,309.63	81,530,062.33	14,598,379.04	34,781,749.44	49,380,128.48	-	-	-	-
Implementation and Monitoring of Payapa at Masaganang Pamayanan Program - Peace and Development Fund	330100200001000	-	81,530,062.33	81,530,062.33	-	-	-	81,530,062.33	81,530,062.33	47,712,752.70	33,817,309.63	81,530,062.33	14,598,379.04	34,781,749.44	49,380,128.48	-	-	-	-
MOOE		-	81,530,062.33	81,530,062.33	-	-	-	81,530,062.33	81,530,062.33	47,712,752.70	33,817,309.63	81,530,062.33	14,598,379.04	34,781,749.44	49,380,128.48	-	-	-	-
Continuing Compliance of Social Welfare and Development Agencies (SWDAs) to standards in the delivery of social welfare services ensured		-	50,000.00	50,000.00	-	-	-	50,000.00	50,000.00	-	-	50,000.00	-	1,750.00	1,750.00	-	-	-	-
MOOE		-	50,000.00	50,000.00	-	-	-	50,000.00	50,000.00	-	-	50,000.00	-	1,750.00	1,750.00	-	-	-	-
SOCIAL WELFARE AND DEVELOPMENT AGENCIES REGULATORY PROGRAM		-	50,000.00	50,000.00	-	-	-	50,000.00	50,000.00	-	-	50,000.00	-	1,750.00	1,750.00	-	-	-	-
MOOE		-	50,000.00	50,000.00	-	-	-	50,000.00	50,000.00	-	-	50,000.00	-	1,750.00	1,750.00	-	-	-	-
Standards-setting, Licensing, accreditation and monitoring services	340100100001000	-	50,000.00	50,000.00	-	-	-	50,000.00	50,000.00	-	-	50,000.00	-	1,750.00	1,750.00	-	-	-	-
MOOE		-	50,000.00	50,000.00	-	-	-	50,000.00	50,000.00	-	-	50,000.00	-	1,750.00	1,750.00	-	-	-	-
Sub-total Operations		-	251,309,404.40	251,309,404.40	-	97,883,811.25	-	153,425,593.15	251,309,404.40	169,121,007.85	74,922,150.20	244,043,158.05	101,985,653.01	91,118,411.02	193,104,064.03	-	7,266,246.35	-	-
MOOE		-	251,309,404.40	251,309,404.40	-	97,883,811.25	-	153,425,593.15	251,309,404.40	169,121,007.85	74,922,150.20	244,043,158.05	101,985,653.01	91,118,411.02	193,104,064.03	-	7,266,246.35	-	-
SUB-TOTAL, AGENCY SPECIFIC BUDGET		-	251,450,404.40	251,450,404.40	-	97,883,811.25	-	153,566,593.15	251,450,404.40	169,121,007.85	75,063,150.20	244,184,158.05	101,985,653.01	91,256,671.02	193,242,324.03	-	7,266,246.35	-	-
MOOE		-	251,450,404.40	251,450,404.40	-	97,883,811.25	-	153,566,593.15	251,450,404.40	169,121,007.85	75,063,150.20	244,184,158.05	101,985,653.01	91,256,671.02	193,242,324.03	-	7,266,246.35	-	-
III. SPECIAL PURPOSE FUNDS		-	-	-	-	-	-	-	-	-	-	-	-	-	-	-	-	-	-
4. Calamity Fund		-	6,546.41	6,546.41	-	6,546.41	-	6,546.41	6,546.41	6,546.41	-	6,546.41	646.41	6,000.00	6,546.41	-	-	-	-
MOOE		-	6,546.41	6,546.41	-	6,546.41	-	6,546.41	6,546.41	6,546.41	-	6,546.41	646.41	6,000.00	6,546.41	-	-	-	-
SARO-BMB-B-21-009276 dated October 7, 2021		-	646.41	646.41	-	646.41	-	646.41	646.41	646.41	-	646.41	646.41	-	646.41	-	-	-	-
MOOE		-	646.41	646.41	-	646.41	-	646.41	646.41	646.41	-	646.41	646.41	-	646.41	-	-	-	-
SARO-BMB-B-21-0013788 dated December 27, 2021		-	6,000.00	6,000.00	-	6,000.00	-	6,000.00	6,000.00	6,000.00	-	6,000.00	-	6,000.00	6,000.00	-	-	-	-
MOOE		-	6,000.00	6,000.00	-	6,000.00	-	6,000.00	6,000.00	6,000.00	-	6,000.00	-	6,000.00	6,000.00	-	-	-	-
SUB-TOTAL, SPECIAL PURPOSE FUND		-	6,546.41	6,546.41	-	6,546.41	-	6,546.41	6,546.41	6,546.41	-	6,546.41	646.41	6,000.00	6,546.41	-	-	-	-
MOOE		-	6,546.41	6,546.41	-	6,546.41	-	6,546.41	6,546.41	6,546.41	-	6,546.41	646.41	6,000.00	6,546.41	-	-	-	-
GRAND TOTAL		-	251,457,050.81	251,457,050.81	-	97,890,457.66	-	153,566,593.15	251,457,050.81	169,127,554.26	75,063,150.20	244,190,804.46	101,986,299.42	91,262,671.02	193,248,970.44	-	7,266,246.35	-	-
MOOE		-	251,457,050.81	251,457,050.81	-	97,890,457.66	-	153,566,593.15	251,457,050.81	169,127,554.26	75,063,150.20	244,190,804.46	101,986,299.42	91,262,671.02	193,248,970.44	-	7,266,246.35	-	-

Certified Correct:

RYAN J. PLAMONTE
A.O. V/Head, Budget Section
Date:

Certified Correct:

GRETCHEN F. ESCALA
Regional Accountant
Date:

Recommending Approval:

MARY ANN MORAN-MANLA
Supervising Administrative Officer
Date:

Approved by:

RABEL F. JAMIEN
OIC/Regional Director
Date:

STATEMENT OF APPROPRIATIONS, ALLOTMENTS, OBLIGATIONS, DISBURSEMENTS AND BALANCES

As of the Quarter Ending June 30, 2022

Department: Department of Social Welfare and Development
 Agency: DSWD
 Operating Unit: Field Office Caraga
 Organization Code (UACS): 20001030016
 Funding Source Code: 101

DATE: 7/19/2022 TIME: 3:12
 BY: [Signature]

Current Year Appropriations
 Supplemental Appropriations
 Continuing Appropriations

Program/Activity/Project (P/A/P) and Account Title	Account Code	Appropriations			Allotments					Current Year Obligations			Disbursements			Balances			
		Authorized Appropriation	Adjustments (Transfer To/From, Realignment)	Adjusted Appropriations	Allotments Received	Adjustments (Withdrawal, Realignment)	Transfer To	Transfer From	Adjusted Total Allotments	1st Quarter ending March 31	2nd Quarter ending June 30	Total	1st Quarter ending March 31	2nd Quarter ending June 30	Total	Unreleased Appropriations	Unobligated Allotment	Unpaid Obligations	
		3	4	5 = (3+4)	6	7	8	9	10 = (8+9)- (6+7)	11	12	13 = (11+12+13+14)	16	17	20 = (16+17+18+19)	21 = (5-10)	22 = (10-15)	23	24
SUMMARY																			
A. AGENCY SPECIFIC BUDGET																			
Maint. & Other Operating Expenses																			
Traveling Expenses			960,000.00	960,000.00				960,000.00	960,000.00	63,148.00	816,852.00	880,000.00	63,148.00	816,852.00	880,000.00			80,000.00	
Travel Expenses-Local	50201010 00		960,000.00	960,000.00				960,000.00	960,000.00	63,148.00	816,852.00	880,000.00	63,148.00	816,852.00	880,000.00			80,000.00	
Training and Scholarship Expenses			2,478,140.00	2,478,140.00		80,000.00		2,428,140.00	2,478,140.00		2,337,010.00	2,337,010.00		849,860.00	849,860.00			139,130.00	
Training Expenses	50202010 00		2,478,140.00	2,478,140.00		80,000.00		2,428,140.00	2,478,140.00		2,337,010.00	2,337,010.00		849,860.00	849,860.00			139,130.00	
Supplies and Materials Expenses			783,438.77	783,438.77				783,438.77	783,438.77		368,882.42	368,882.42		233,828.98	233,828.98			399,786.38	
Office Supplies Expenses	50205010 00		340,810.18	340,810.18				340,810.18	340,810.18		308,483.83	308,483.83		229,925.98	229,925.98			32,526.55	
Accountable Forms Expenses	50205020 00		5,000.00	5,000.00				5,000.00	5,000.00		5,000.00	5,000.00		4,000.00	4,000.00				
Gasoline, Oil and Lubricants Expenses	50203080 00		46,198.59	46,198.59				46,198.59	46,198.59		46,198.59	46,198.59							
Semi Expendable Machinery & Equipment Exp.	50203210 00																		
ICT Equipment	50203210 03		361,430.00	361,430.00				361,430.00	361,430.00									361,430.00	
Other Supplies Expenses	50203990 00		10,000.00	10,000.00				10,000.00	10,000.00		10,000.00	10,000.00							
Communication Expenses			219,600.00	219,600.00				219,600.00	219,600.00		98,790.00	98,790.00		84,960.00	84,960.00			120,810.00	
Telephone Expenses-Mobile	50205020 01		219,600.00	219,600.00				219,600.00	219,600.00		98,790.00	98,790.00		84,960.00	84,960.00			120,810.00	
Professional Services			71,075,209.54	71,075,209.54				71,075,209.54	71,075,209.54	40,388,735.64	30,686,474.00	71,075,209.54	21,720,489.60	17,716,004.40	39,436,488.00				
Other Professional Services	50211990 00		71,075,209.54	71,075,209.54				71,075,209.54	71,075,209.54	40,388,735.64	30,686,474.00	71,075,209.54	21,720,489.60	17,716,004.40	39,436,488.00				
General Services			1,087,414.38	1,087,414.38				1,087,414.38	1,087,414.38		1,087,414.38	1,087,414.38		203,230.38	203,230.38				
Janitorial Services	50212020 00		345,600.00	345,600.00				345,600.00	345,600.00		345,600.00	345,600.00			203,230.38			203,230.38	
Security Services	50212030 00		711,814.38	711,814.38				711,814.38	711,814.38		711,814.38	711,814.38							
Repairs & Maintenance			181,888.80	181,888.80				181,888.80	181,888.80	6,097.00	179,891.80	181,888.80	6,097.00	48,888.00	86,798.00				
RM - Buildings	50219040 00		131,688.60	131,688.60				131,688.60	131,688.60	5,795.00	125,893.60	131,688.60	5,795.00		5,795.00				
RM - Motor Vehicle	50219060 01		50,000.00	50,000.00				50,000.00	50,000.00	302.00	49,698.00	50,000.00	302.00		49,698.00				
Financial Assistance/Subsidy			172,792,380.58	172,792,380.58		97,833,811.25		74,958,569.33	172,792,380.58	126,116,012.95	40,228,117.83	166,344,130.58	80,189,384.41	69,990,086.72	150,139,441.13			6,448,250.00	
Subsidies - Others	50214990 00		172,792,380.58	172,792,380.58		97,833,811.25		74,958,569.33	172,792,380.58	126,116,012.95	40,228,117.83	166,344,130.58	80,189,384.41	69,990,086.72	150,139,441.13			6,448,250.00	
Labor and Wages	50216010 00		1,491,600.00	1,491,600.00				1,491,600.00	1,491,600.00		1,491,600.00	1,491,600.00		1,460,588.54	1,460,588.54			1,467,173.54	
Other Maintenance and Operating Expenses			432,832.88	432,832.88				432,832.88	432,832.88		348,832.88	348,832.88		92,800.00	92,800.00			84,390.00	
Representation Expenses	50299030 00		115,000.00	115,000.00				115,000.00	115,000.00		79,500.00	79,500.00		1,000.00	1,000.00			55,500.00	
Transportation and Delivery Expenses	50299040 00		109,832.55	109,832.55				109,832.55	109,832.55		103,832.55	103,832.55							
Other MOOE	50299990 99		214,000.00	214,000.00				214,000.00	214,000.00		165,200.00	165,200.00		91,500.00	91,500.00			48,800.00	
Sub-total, MOOE			281,480,404.40	281,480,404.40				281,480,404.40	281,480,404.40	189,121,007.86	78,063,180.30	244,184,188.06	101,988,883.01	91,266,871.02	193,243,224.03			7,268,248.38	
Total, AGENCY SPECIFIC BUDGET			281,480,404.40	281,480,404.40				281,480,404.40	281,480,404.40	189,121,007.86	78,063,180.30	244,184,188.06	101,988,883.01	91,266,871.02	193,243,224.03			7,268,248.38	
C. SPECIAL PURPOSE FUNDS																			
4. Calamity Fund																			
Maint. & Other Operating Expenses			648.41	648.41				648.41	648.41		648.41	648.41		648.41	648.41				
Financial Assistance/Subsidy	50214990 00		648.41	648.41				648.41	648.41		648.41	648.41		648.41	648.41				
Subsidies - Others			648.41	648.41				648.41	648.41		648.41	648.41		648.41	648.41				
Other Maintenance and Operating Expenses			6,000.00	6,000.00				6,000.00	6,000.00		6,000.00	6,000.00		6,000.00	6,000.00				
Rents - Buildings & Structures	50299050 01		6,000.00	6,000.00				6,000.00	6,000.00		6,000.00	6,000.00		6,000.00	6,000.00				
Sub-total, MOOE			6,648.41	6,648.41				6,648.41	6,648.41		6,648.41	6,648.41		6,648.41	6,648.41				
Total, Calamity Fund			6,648.41	6,648.41				6,648.41	6,648.41		6,648.41	6,648.41		6,648.41	6,648.41				
TOTAL, SPECIAL PURPOSE FUNDS																			
Maint. & Other Operating Expenses			648.41	648.41				648.41	648.41		648.41	648.41		648.41	648.41				
Financial Assistance/Subsidy	50214990 00		648.41	648.41				648.41	648.41		648.41	648.41		648.41	648.41				
Subsidies - Others			648.41	648.41				648.41	648.41		648.41	648.41		648.41	648.41				
Other Maintenance and Operating Expenses			6,000.00	6,000.00				6,000.00	6,000.00		6,000.00	6,000.00		6,000.00	6,000.00				
Rents - Buildings & Structures	50299050 01		6,000.00	6,000.00				6,000.00	6,000.00		6,000.00	6,000.00		6,000.00	6,000.00				
Sub-total, MOOE			6,648.41	6,648.41				6,648.41	6,648.41		6,648.41	6,648.41		6,648.41	6,648.41				
Total, SPF			6,648.41	6,648.41				6,648.41	6,648.41		6,648.41	6,648.41		6,648.41	6,648.41				

Program/Activity/Project (P/A/P) and Account Title	Account Code	Appropriations			Allotments					Current Year Obligations			Disbursements			Balances			
		Authorized Appropriation	Adjustments (Transfer To/From, Realignment)	Adjusted Appropriations	Allotments Received	Adjustments (Withdrawal, Realignment)	Transfer To	Transfer From	Adjusted Total Allotments	1st Quarter ending March 31	2nd Quarter ending June 30	Total	1st Quarter ending March 31	2nd Quarter ending June 30	Total	Unreleased Appropriations	Unobligated Allotment	Unpaid Obligations	
																		Due and Demandable	Not Yet Due and Demandable
TOTAL, OTHER RELEASES																			
Maint. & Other Operating Expenses			646.41	646.41				646.41	646.41		646.41	646.41		646.41					
Financial Assistance/Subsidy	50214990 00		646.41	646.41				646.41	646.41		646.41	646.41		646.41					
Subsidies - Others																			
Other Maintenance and Operating Expenses			6,000.00	6,000.00				6,000.00	6,000.00		6,000.00	6,000.00		6,000.00					
Rents - Buildings & Structures	50299050 01		6,000.00	6,000.00				6,000.00	6,000.00		6,000.00	6,000.00		6,000.00					
Sub-total, MOOE			6,646.41	6,646.41				6,646.41	6,646.41		6,646.41	6,646.41		6,646.41					
Total			6,646.41	6,646.41				6,646.41	6,646.41		6,646.41	6,646.41		6,646.41					
SUMMARY - FUND 101 CURRENT APPROPRIATIONS																			
Maint. & Other Operating Expenses																			
Traveling Expenses			960,000.00	960,000.00				960,000.00	960,000.00	63,148.00	616,852.00	880,000.00	63,148.00	616,852.00	880,000.00			80,000.00	
Travel Expenses-Local	50201010 00		960,000.00	960,000.00				960,000.00	960,000.00	63,148.00	616,852.00	880,000.00	63,148.00	616,852.00	880,000.00			80,000.00	
Training and Scholarship Expenses			2,476,140.00	2,476,140.00				2,428,140.00	2,476,140.00		2,337,010.00	2,337,010.00		649,860.00	649,860.00			139,130.00	
Training Expenses	50202010 00		2,476,140.00	2,476,140.00				2,428,140.00	2,476,140.00		2,337,010.00	2,337,010.00		649,860.00	649,860.00			139,130.00	
Supplies and Materials Expenses			763,438.77	763,438.77				763,438.77	763,438.77		389,882.42	389,882.42		233,925.88	233,925.88			393,786.35	
Office Supplies Expenses	50203010 00		340,810.18	340,810.18				340,810.18	340,810.18		308,483.83	308,483.83		229,925.88	229,925.88			32,876.35	
Accountable Forms Expenses	50203020 00		5,000.00	5,000.00				5,000.00	5,000.00		5,000.00	5,000.00		4,000.00	4,000.00				
Gasoline, Oil and Lubricants Expenses	50203090 00		46,198.59	46,198.59				46,198.59	46,198.59		46,198.59	46,198.59							
Semi Expendable Machinery & Equipment Exp.	50203210 00																		
ICT Equipment	50203210 03		361,430.00	361,430.00				361,430.00	361,430.00										361,430.00
Other Supplies Expenses	50203990 00		10,000.00	10,000.00				10,000.00	10,000.00		10,000.00	10,000.00							
Communication Expenses			219,600.00	219,600.00				219,600.00	219,600.00		98,790.00	98,790.00		84,960.00	84,960.00			120,810.00	
Telephone Expenses-Mobile	50205020 01		219,600.00	219,600.00				219,600.00	219,600.00		98,790.00	98,790.00		84,960.00	84,960.00			120,810.00	
Professional Services			71,075,209.54	71,075,209.54				71,075,209.54	71,075,209.54	40,386,735.34	30,688,474.00	71,075,209.54	21,720,483.60	17,715,004.40	29,433,488.00				
Other Professional Services	50211990 00		71,075,209.54	71,075,209.54				71,075,209.54	71,075,209.54	40,386,735.34	30,688,474.00	71,075,209.54	21,720,483.60	17,715,004.40	29,433,488.00				
General Services			1,087,414.38	1,087,414.38				1,087,414.38	1,087,414.38		1,087,414.38	1,087,414.38		203,230.38	203,230.38				
Janitorial Services	50212020 00		345,600.00	345,600.00				345,600.00	345,600.00					203,230.38	203,230.38				
Security Services	50212030 00		711,814.38	711,814.38				711,814.38	711,814.38		711,814.38	711,814.38							
Repairs & Maintenance			181,888.80	181,888.80				181,888.80	181,888.80	6,097.00	175,591.80	181,888.80	6,097.00	48,888.09	58,788.09				
RM - Buildings	50213040 00		131,688.60	131,688.60				131,688.60	131,688.60	5,795.00	125,893.60	131,688.60	5,795.00		5,795.00				
RM - Motor Vehicle	50213060 01		50,000.00	50,000.00				50,000.00	50,000.00	302.00	49,698.00	50,000.00	302.00		49,698.00				
Financial Assistance/Subsidy			172,793,026.99	172,793,026.99				172,793,026.99	172,793,026.99	126,116,859.36	40,228,117.63	186,344,776.99	80,190,030.82	69,889,056.72	150,140,987.54			8,448,280.00	
Subsidies - Others	50214990 00		172,793,026.99	172,793,026.99				172,793,026.99	172,793,026.99	126,116,859.36	40,228,117.63	186,344,776.99	80,190,030.82	69,889,056.72	150,140,987.54			8,448,280.00	
Labor and Wages	50216010 00		1,491,600.00	1,491,600.00				1,491,600.00	1,491,600.00		1,491,600.00	1,491,600.00	6,540.00	1,460,583.34	1,467,123.54				
Other Maintenance and Operating Expenses			438,932.86	438,932.86				438,932.86	438,932.86	8,000.00	348,932.86	354,932.86		98,800.00	38,800.00			84,300.00	
Representation Expenses	50299030 00		115,000.00	115,000.00				115,000.00	115,000.00		79,500.00	79,500.00		1,000.00	1,000.00			35,500.00	
Transportation and Delivery Expenses	50299040 00		103,932.55	103,932.55				103,932.55	103,932.55		103,932.55	103,932.55							
Rents - Buildings & Structures	50299050 01		6,000.00	6,000.00				6,000.00	6,000.00	6,000.00			6,000.00		6,000.00				
Other MOOE	50299990 99		214,000.00	214,000.00				214,000.00	214,000.00		165,200.00	165,200.00		91,500.00	91,500.00			48,800.00	
Sub-total, MOOE			261,487,060.81	261,487,060.81				261,487,060.81	261,487,060.81	169,127,664.26	75,063,160.20	244,190,804.46	101,988,299.42	81,282,671.02	193,248,970.44			7,286,246.36	
Total			261,487,060.81	261,487,060.81				261,487,060.81	261,487,060.81	169,127,664.26	75,063,160.20	244,190,804.46	101,988,299.42	81,282,671.02	193,248,970.44			7,286,246.36	

Certified Correct:

Ryan Piamonte
RYAN P. PIA MONTE
 A.O. W/Head, Budget Section
 Date:

Certified Correct:

Ortchen F. Escala
ORTCHEN F. ESCALA
 Regional Accountant
 Date:

Recommending Approval:

Mary Ann Moran-Manila
MARY ANN MORAN-MANILA
 Supervising Administrative Officer
 Date:

Approved by:

Ramel P. Lamen
RAMEL P. LAMEN
 OIC Regional Director
 Date: