

STATEMENT OF APPROPRIATIONS, ALLOTMENTS, OBLIGATIONS, DISBURSEMENTS AND BALANCES  
As of the Quarter Ending March 31, 2026

Department: Department of Social Welfare and Development  
Agency : DSWD CARAGA  
Operating Unit : Panahon ng Pagkilos, IBRD  
Organization Code (UACS): 200010300016  
Funding Source Code: 1012

X	Current Year Appropriations
	Supplemental Appropriations
	Continuing Appropriations

Program/Activity/Project (P/A/P) and Account Title	Account Code	Appropriations			Allotments				Current Year Obligations		Disbursements		Balances			
		Authorized Appropriation	Adjustments (Transfer To/From, Realignment)	Adjusted Appropriations	Allotments Received	Adjustments (Withdrawal, Realignment)	Transfer From	Adjusted Total Allotments	1st Quarter ending March 31	Total	1st Quarter ending March 31	Total	Unreleased Appropriations	Unobligated Allotment	Unpaid Obligations	
															Due and Demandable	Not Yet Due and Demandable
1	2	3	4	5 = (3 + 4)	6	7	9	10 = ((6+(-)7)-8+9)	11	15=(11+12+13+14)	16	20=(16+17+18+19)	21=(5-10)	22=(10-15)	23	24
<b>409902-00000-0000 - PHILIPPINES COMMUNITY RESILIENCE PROJECT</b>																
PS		-	-	-	-	-	-	-	-	-	-	-	-	-	-	-
MOOE		-	772,406,932.40	772,406,932.40	-	-	772,406,932.40	772,406,932.40	143,849,651.77	143,849,651.77	19,696,909.38	19,696,909.38	-	628,557,280.63	-	124,152,742.39
FE		-	-	-	-	-	-	-	-	-	-	-	-	-	-	-
CO		-	4,320,000.00	4,320,000.00	-	-	4,320,000.00	4,320,000.00	-	-	-	-	4,320,000.00	-	-	
<b>IBRD</b>		-	<b>776,726,932.40</b>	<b>776,726,932.40</b>	-	-	<b>776,726,932.40</b>	<b>776,726,932.40</b>	<b>143,849,651.77</b>	<b>143,849,651.77</b>	<b>19,696,909.38</b>	<b>19,696,909.38</b>	-	<b>632,877,280.63</b>	-	<b>124,152,742.39</b>
PS		-	-	-	-	-	-	-	-	-	-	-	-	-	-	-
MOOE		-	772,406,932.40	772,406,932.40	-	-	772,406,932.40	772,406,932.40	143,849,651.77	143,849,651.77	19,696,909.38	19,696,909.38	-	628,557,280.63	-	124,152,742.39
FE		-	-	-	-	-	-	-	-	-	-	-	-	-	-	-
CO		-	4,320,000.00	4,320,000.00	-	-	4,320,000.00	4,320,000.00	-	-	-	-	4,320,000.00	-	-	
<b>409902-00000-0000 - REFUEL</b>																
PS		-	-	-	-	-	-	-	-	-	-	-	-	-	-	-
MOOE		-	-	-	-	-	-	-	-	-	-	-	-	-	-	-
FE		-	-	-	-	-	-	-	-	-	-	-	-	-	-	-
CO		-	-	-	-	-	-	-	-	-	-	-	-	-	-	-
<b>GRAND TOTAL</b>		-	<b>776,726,932.40</b>	<b>776,726,932.40</b>	-	-	<b>776,726,932.40</b>	<b>776,726,932.40</b>	<b>143,849,651.77</b>	<b>143,849,651.77</b>	<b>19,696,909.38</b>	<b>19,696,909.38</b>	-	-	-	<b>124,061,242.39</b>
PS		-	-	-	-	-	-	-	-	-	-	-	-	-	-	-
MOOE		-	772,406,932.40	772,406,932.40	-	-	772,406,932.40	772,406,932.40	143,849,651.77	143,849,651.77	19,696,909.38	19,696,909.38	-	-	-	124,061,242.39
FE		-	-	-	-	-	-	-	-	-	-	-	-	-	-	-
CO		-	4,320,000.00	4,320,000.00	-	-	4,320,000.00	4,320,000.00	-	-	-	-	-	-	-	-


Prepared by:


Certified by:

Noted by:


Approved by:

  
**ELIZABETH B. AUTIDA**  
AO-II

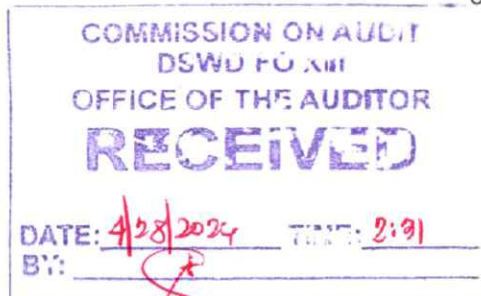
  
**RYAN V. DIAMONTE**  
AO V, Budget Officer

  
**RAMIL M. TACULOD**  
CAO, OIC FMD Chief

  
**MARI-FLORA A. DOLLAGA-LIBANG**  
Regional Director

  
**JERICA MAE S. PENALOGA**  
AO-V, SOE

  
**AILEEN B. MOLIA**  
Accountant II



STATEMENT OF APPROPRIATIONS, ALLOTMENTS, OBLIGATIONS, DISBURSEMENTS AND BALANCES  
As of the Quarter Ending March 31, 2023

Department: Department of Social Welfare and Development  
Agency : DSWD CARAGA  
Operating Unit : Panahon ng Pagkilos, IBRD  
Organization Code (UACS): 200010300016  
Funding Source Code: 1012


X	Current Year Appropriations
	Supplemental Appropriations
	Continuing Appropriations

Program/Activity/Project (P/A/P) and Account Title	Account Code	Appropriations		Allotments			Current Year Obligations		Disbursements		Balances				
		Adjustments (Transfer To/From, Realignment)	Adjusted Appropriations	Adjustments (Withdrawal, Realignment)	Transfer From	Adjusted Total Allotments	1st Quarter ending March 31	Total	1st Quarter ending March 31	Total	Unreleased Appropriations	Unobligated Allotment	Unpaid Obligations		
													Due and Demandable	Not Yet Due and Demandable	
1	2	4	5 = (3 + 4)	7	9	10 = ((6+(-)7)-8+9)	11	15=(11+12+13+14)	16	20=(16+17+18+19)	21=(5-10)	22=(10-15)	23	24	
<b>409902-00000-0000 - PHILIPPINES COMMUNITY RESILIENCE PROJECT</b>															
<b>02-105428 IBRD</b>															
<b>Maint. &amp; Other Operating Expenses</b>															
<b>Traveling Expenses</b>		<b>36,653,700.00</b>	<b>36,653,700.00</b>	-	<b>36,653,700.00</b>	<b>36,653,700.00</b>		<b>1,240,963.00</b>	<b>1,240,963.00</b>	<b>1,237,663.00</b>	<b>1,237,663.00</b>	-	<b>35,412,737.00</b>	-	<b>3,300.00</b>
Travel Expenses-Local	50201010 00	36,653,700.00	36,653,700.00	-	36,653,700.00	36,653,700.00		1,240,963.00	1,240,963.00	1,237,663.00	1,237,663.00	-	35,412,737.00	-	3,300.00
<b>Training and Scholarship Expenses</b>		<b>78,658,700.00</b>	<b>78,658,700.00</b>	-	<b>78,658,700.00</b>	<b>78,658,700.00</b>		<b>7,936,700.00</b>	<b>7,936,700.00</b>	-	-	-	<b>70,722,000.00</b>	-	<b>7,936,700.00</b>
Training Expenses	50202010 00	78,658,700.00	78,658,700.00	-	78,658,700.00	78,658,700.00		7,936,700.00	7,936,700.00	-	-	-	70,722,000.00	-	7,936,700.00
<b>Supplies and Materials Expenses</b>		<b>6,464,840.00</b>	<b>6,464,840.00</b>	<b>(300,000.00)</b>	<b>6,464,840.00</b>	<b>6,164,840.00</b>		<b>1,561,900.38</b>	<b>1,561,900.38</b>	<b>1,041,673.38</b>	<b>1,041,673.38</b>	-	<b>4,071,939.62</b>	-	<b>434,737.00</b>
Office Supplies Expenses	50203010 00	5,207,950.00	5,207,950.00	-	5,207,950.00	5,207,950.00		1,476,410.38	1,476,410.38	1,041,673.38	1,041,673.38	-	3,731,538.62	-	434,737.00
Accountable Forms Expenses	50203020 00	5,000.00	5,000.00	-	5,000.00	5,000.00		-	-	-	-	-	5,000.00	-	-
Gasoline, Oil and Lubricants Expenses	50203090 00	300,000.00	300,000.00	(300,000.00)	300,000.00	-	-	-	-	-	-	-	-	-	-
Semi Expendable Machinery & Equipment Exp.	50203210 00	-	-	-	-	-	-	-	-	-	-	-	-	-	-
Office Equipment	50203210 02	16,500.00	16,500.00	-	16,500.00	16,500.00		13,990.00	13,990.00	-	-	-	-	-	-
ICT Equipment	50203210 03	499,990.00	499,990.00	-	499,990.00	499,990.00		-	-	-	-	-	-	-	-
Semi Expendable Furniture, Fixtures & Books	50203220 00	-	-	-	-	-	-	-	-	-	-	-	-	-	-
Furniture & Fixtures	50203220 01	100,000.00	100,000.00	-	100,000.00	100,000.00		71,500.00	71,500.00	-	-	-	-	-	-
Other Supplies Expenses	50203990 00	335,400.00	335,400.00	-	335,400.00	335,400.00		-	-	-	-	-	335,400.00	-	-
<b>Utility Expenses</b>		<b>592,333.00</b>	<b>592,333.00</b>	-	<b>592,333.00</b>	<b>592,333.00</b>		-	-	-	-	-	<b>592,333.00</b>	-	-
Water Expenses	50204010 00	85,850.00	85,850.00	-	85,850.00	85,850.00		-	-	-	-	-	85,850.00	-	-
Electricity Expenses	50204020 00	506,483.00	506,483.00	-	506,483.00	506,483.00		-	-	-	-	-	506,483.00	-	-
<b>Communication Expenses</b>		<b>300,000.00</b>	<b>300,000.00</b>	-	<b>300,000.00</b>	<b>300,000.00</b>		-	-	-	-	-	-	-	-
Internet expenses	50205030 00	300,000.00	300,000.00	-	300,000.00	300,000.00		-	-	-	-	-	300,000.00	-	-
<b>Professional Services</b>		<b>161,524,741.40</b>	<b>161,524,741.40</b>	-	<b>161,524,741.40</b>	<b>161,524,741.40</b>		<b>131,085,741.40</b>	<b>131,085,741.40</b>	<b>17,305,111.01</b>	<b>17,305,111.01</b>	-	<b>6,314,000.00</b>	-	<b>113,779,630.39</b>
Consultancy Services	50211030 00	24,125,000.00	24,125,000.00	-	24,125,000.00	24,125,000.00		-	-	-	-	-	-	-	-
Other Professional Services	50211990 00	137,399,741.40	137,399,741.40	-	137,399,741.40	137,399,741.40		131,085,741.40	131,085,741.40	17,305,111.01	17,305,111.01	-	6,314,000.00	-	113,779,630.39
<b>General Services</b>		<b>800,000.00</b>	<b>800,000.00</b>	<b>300,000.00</b>	<b>800,000.00</b>	<b>1,100,000.00</b>		<b>500,000.00</b>	<b>500,000.00</b>	<b>111,461.99</b>	<b>111,461.99</b>	-	-	-	<b>388,538.01</b>
Janitorial Services	50212020 00	500,000.00	500,000.00	-	500,000.00	500,000.00		500,000.00	500,000.00	111,461.99	111,461.99	-	-	-	388,538.01
Security Services	50212030 00	300,000.00	300,000.00	300,000.00	300,000.00	600,000.00		-	-	-	-	-	-	-	-
<b>Repairs &amp; Maintenance</b>		<b>700,000.00</b>	<b>700,000.00</b>	-	<b>700,000.00</b>	<b>700,000.00</b>		<b>20,596.99</b>	<b>20,596.99</b>	-	-	-	-	-	-
<b>RM - Buildings</b>		<b>200,000.00</b>	<b>200,000.00</b>	-	<b>200,000.00</b>	<b>200,000.00</b>		-	-	-	-	-	-	-	-
RM - Motor Vehicle	50213060 01	500,000.00	500,000.00	-	500,000.00	500,000.00		20,596.99	20,596.99	-	-	-	-	-	-
<b>Financial Assistance/Subsidy</b>		<b>482,500,000.00</b>	<b>482,500,000.00</b>	-	<b>482,500,000.00</b>	<b>482,500,000.00</b>		-	-	-	-	-	-	-	-
Subsidies - Others	50214990 00	482,500,000.00	482,500,000.00	-	482,500,000.00	482,500,000.00		-	-	-	-	-	-	-	-
<b>Taxes, Insurance Premiums and Other Fees</b>		<b>195,000.00</b>	<b>195,000.00</b>	-	<b>195,000.00</b>	<b>195,000.00</b>		-	-	-	-	-	<b>95,000.00</b>	-	-
Fidelity Bond Premiums	50215020 00	100,000.00	100,000.00	-	100,000.00	100,000.00		-	-	-	-	-	-	-	-
Insurance Expenses	50215030 00	95,000.00	95,000.00	-	95,000.00	95,000.00		-	-	-	-	-	95,000.00	-	-
<b>Labor and Wages</b>															
<b>Other Maintenance and Operating Expenses</b>		<b>4,017,618.00</b>	<b>4,017,618.00</b>	-	<b>4,017,618.00</b>	<b>4,017,618.00</b>		<b>1,503,750.00</b>	<b>1,503,750.00</b>	-	-	-	<b>2,314,818.00</b>	-	<b>1,503,750.00</b>
Advertising Expense	50299010 00	350,000.00	350,000.00	-	350,000.00	350,000.00		-	-	-	-	-	-	-	-
Printing & Publication Expenses	50299020 00	651,250.00	651,250.00	-	651,250.00	651,250.00		-	-	-	-	-	-	-	-
Representation Expenses	50299030 00	909,350.00	909,350.00	-	909,350.00	909,350.00		15,750.00	15,750.00	-	-	-	893,600.00	-	15,750.00
Rents - Buildings & Structures	50299050 01	1,500,000.00	1,500,000.00	-	1,500,000.00	1,500,000.00		1,488,000.00	1,488,000.00	-	-	-	12,000.00	-	1,488,000.00
Rents - Motor Vehicles	50299050 03	207,668.00	207,668.00	-	207,668.00	207,668.00		-	-	-	-	-	207,668.00	-	-
Rents - Equipment	50299050 04	200,000.00	200,000.00	-	200,000.00	200,000.00		-	-	-	-	-	200,000.00	-	-
Other MOOE	50299990 99	199,350.00	199,350.00	-	199,350.00	199,350.00		-	-	-	-	-	-	-	-
<b>Sub-total, MOOE</b>		<b>772,406,932.40</b>	<b>772,406,932.40</b>	-	<b>772,406,932.40</b>	<b>772,406,932.40</b>		<b>143,849,651.77</b>	<b>143,849,651.77</b>	<b>19,895,909.38</b>	<b>19,895,909.38</b>	-	<b>119,522,527.82</b>	-	<b>124,046,655.40</b>



Program/Activity/Project (P/A/P) and Account Title	Account Code	Appropriations		Allotments			Current Year Obligations		Disbursements		Balances			
		Adjustments (Transfer To/From, Realignment)	Adjusted Appropriations	Adjustments (Withdrawal, Realignment)	Transfer From	Adjusted Total Allotments	1st Quarter ending March 31	Total	1st Quarter ending March 31	Total	Unreleased Appropriations	Unobligated Allotment	Unpaid Obligations	
													Due and Demandable	Not Yet Due and Demandable
Rents - Equipment	50299050 04	200,000.00	200,000.00	-	200,000.00	200,000.00	-	-	-	-	-	-	-	-
Other MOOE	50299990 96	199,350.00	199,350.00	-	199,350.00	199,350.00	-	-	-	-	-	-	-	-
<b>Sub-total, MOOE</b>		<b>772,406,932.40</b>	<b>772,406,932.40</b>	<b>-</b>	<b>772,406,932.40</b>	<b>772,406,932.40</b>	<b>143,849,651.77</b>	<b>143,778,151.77</b>	<b>19,696,909.38</b>	<b>19,696,909.38</b>	<b>-</b>	<b>-</b>	<b>-</b>	<b>114,081,242.39</b>
<b>Capital Outlays</b>														
Machinery & Equipment Outlay	50604050 03	4,320,000.00	4,320,000.00	-	4,320,000.00	4,320,000.00	-	-	-	-	-	-	-	-
Info. and Communication Technology Eqpt.		4,320,000.00	4,320,000.00	-	4,320,000.00	4,320,000.00	-	-	-	-	-	-	-	-
<b>Sub-total, Capital Outlay</b>		<b>4,320,000.00</b>	<b>4,320,000.00</b>	<b>-</b>	<b>4,320,000.00</b>	<b>4,320,000.00</b>	<b>-</b>	<b>-</b>	<b>-</b>	<b>-</b>	<b>-</b>	<b>-</b>	<b>-</b>	<b>-</b>
<b>TOTAL, PS, MOOE, FE &amp; Capital Outlay</b>		<b>776,726,932.40</b>	<b>776,726,932.40</b>	<b>-</b>	<b>776,726,932.40</b>	<b>776,726,932.40</b>	<b>143,849,651.77</b>	<b>143,778,151.77</b>	<b>19,696,909.38</b>	<b>19,696,909.38</b>	<b>-</b>	<b>-</b>	<b>-</b>	<b>114,081,242.39</b>
<b>GRAND TOTAL</b>		<b>776,726,932.40</b>	<b>776,726,932.40</b>	<b>-</b>	<b>776,726,932.40</b>	<b>776,726,932.40</b>	<b>143,849,651.77</b>	<b>143,778,151.77</b>	<b>19,696,909.38</b>	<b>19,696,909.38</b>	<b>-</b>	<b>-</b>	<b>-</b>	<b>114,081,242.39</b>

Prepared by:

  
**ELIZABETH B. AUTIDA**  
 AO-II

  
**JERICA MAE ARENALOGA**  
 AO V, SOE

Certified by:

  
**RYAN V. DIAMONTE**  
 AO V, Budget Officer

  
**AILEEN B. MOLIA**  
 Accountant III

Noted by:

  
**RAMIL M. TACULOD**  
 CAO, OIC FMD Chief

Approved by:

  
**MARI-FLOR A. DOLLAGA-LIBANG**  
 Regional Director

**STATEMENT OF APPROPRIATIONS, ALLOTMENTS, OBLIGATIONS, DISBURSEMENTS AND BALANCES**  
As of the Quarter Ending March 31, 2026

FAR No. 1

Department: Department of Social Welfare and Development  
Agency : DSWD CARAGA  
Operating Unit : KC PMNP, REFUEL  
Organization Code (UACS): 200010300016  
Funding Source Code: 1012

	Current Year Appropriations
	Supplemental Appropriations
X	Continuing Appropriations

Program/Activity/Project (P/A/P) and Account Title	Account Code	Appropriations			Allotments			Current Year Obligations		Disbursements		Balances				
		Authorized Appropri	Adjustments (Transfer To/From, Realignment)	Adjusted Appropriations	Allotments Received	Adjustments (Withdrawal, Realignment)	Transfer From	Adjusted Total Allotments	1st Quarter ending March 31	Total	1st Quarter ending March 31	Total	Unreleased Appropriations	Unobligated Allotment	Unpaid Obligations	
															Due and Demandable	Not Yet Due and Demandable
1	2	3	4	5 = (3 + 4)	6	7	9	10 = ((6+(-)7)-8+9)	11	15=(11+12+13+14)	16	20=(16+17+18+19)	21=(5-10)	22=(10-15)	23	24
<b>310100-30000-5000 - Philippine Multi-Sectoral Nutrition Project</b>																
MOOE		-	90,978.78	90,978.78	-	-	90,978.78	90,978.78	90,978.78	90,978.78	63,714.65	63,714.65	-	-	-	27,264.13
GOP		-	90,978.78	90,978.78	-	-	90,978.78	90,978.78	90,978.78	90,978.78	63,714.65	63,714.65	-	-	-	27,264.13
MOOE		-	90,978.78	90,978.78	-	-	90,978.78	90,978.78	90,978.78	90,978.78	63,714.65	63,714.65	-	-	-	27,264.13
<b>409902-00000-0000 - REFUEL</b>																
MOOE		-	2,772,401.42	2,772,401.42	-	-	2,772,401.42	2,772,401.42	1,361,721.69	1,361,721.69	503,507.75	503,507.75	-	-	-	858,213.94
<b>GRAND TOTAL</b>		-	2,863,380.20	2,863,380.20	-	-	2,863,380.20	2,863,380.20	1,452,700.47	1,452,700.47	567,222.40	567,222.40	-	-	-	885,478.07
PS		-	-	-	-	-	-	-	-	-	-	-	-	-	-	-
MOOE		-	2,863,380.20	2,863,380.20	-	-	2,863,380.20	2,863,380.20	1,452,700.47	1,452,700.47	567,222.40	567,222.40	-	-	-	885,478.07
FE		-	-	-	-	-	-	-	-	-	-	-	-	-	-	-
CO		-	-	-	-	-	-	-	-	-	-	-	-	-	-	-


Prepared by:

  
**ARCHIMAR B. LORETE**  
AO-IV


  
**JERICA MAE S. PINALOGA**  
AO V, SOB

Certified by:

  
**RYAN V. PIAMONTE**  
AO V, Budget Officer

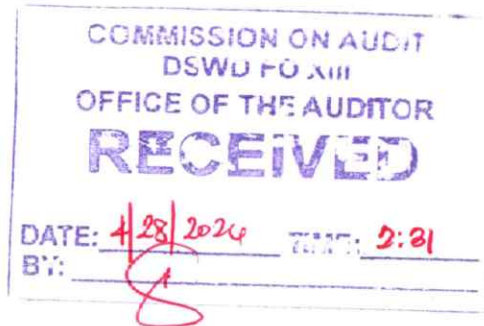
  
**AILEEN B. MOLIA**  
Accountant III

Noted by:

  
**RAMIL M. PACULOD**  
CAO, OIC, FMD Chief

Approved by:

  
**MARI-FIOR A. DOLLAGA-LIBANG**  
Regional Director



STATEMENT OF APPROPRIATIONS, ALLOTMENTS, OBLIGATIONS, DISBURSEMENTS AND BALANCES  
As of the Quarter Ending March 31, 2026

Department: Department of Social Welfare and Development  
Agency : DSWD CARAGA  
Operating Unit : KC PMNP, REFUEL  
Organization Code (UACS): 200010300016  
Funding Source Code: 1012

	Current Year Appropriations
	Supplemental Appropriations
X	Continuing Appropriations

Program/Activity/Project (P/A/P) and Account Title	Account Code	Appropriations		Allotments			Current Year Obligations		Disbursements		Balances			
		Adjustments (Transfer To/From, Realignment)	Adjusted Appropriations	Adjustments (Withdrawal, Realignment)	Transfer From	Adjusted Total Allotments	1st Quarter ending March 31	Total	1st Quarter ending March 31	Total	Unreleased Appropriations	Unobligated Allotment	Unpaid Obligations	
													Due and Demandable	Not Yet Due and Demandable
1	2	4	5 = (3 + 4)	7	9	10 = ((6+(-)7)-8+9)	11	15 = (11+12+13+14)	16	20 = (16+17+18+19)	21=(5-10)	22=(10-15)	23	24
<b>310100-30000-5000 - Philippine Multi-Sectoral Nutrition Project 01-102151 GOP</b>														
<b>Maint. &amp; Other Operating Expenses</b>														
Professional Services		90,978.78	90,978.78	-	90,978.78	90,978.78	90,978.78	90,978.78	63,714.65	63,714.65	-	-	-	27,264.13
Other Professional Services	50211990 00	90,978.78	90,978.78	-	90,978.78	90,978.78	90,978.78	90,978.78	63,714.65	63,714.65	-	-	-	27,264.13
<b>Sub-total, MOOE</b>		<b>90,978.78</b>	<b>90,978.78</b>	<b>-</b>	<b>90,978.78</b>	<b>90,978.78</b>	<b>90,978.78</b>	<b>90,978.78</b>	<b>63,714.65</b>	<b>63,714.65</b>	<b>-</b>	<b>-</b>	<b>-</b>	<b>27,264.13</b>
<b>TOTAL, PS, MOOE, FE &amp; Capital Outlay</b>		<b>90,978.78</b>	<b>90,978.78</b>	<b>-</b>	<b>90,978.78</b>	<b>90,978.78</b>	<b>90,978.78</b>	<b>90,978.78</b>	<b>63,714.65</b>	<b>63,714.65</b>	<b>-</b>	<b>-</b>	<b>-</b>	<b>27,264.13</b>
<b>Total, PCRPIBRD</b>		<b>90,978.78</b>	<b>90,978.78</b>	<b>-</b>	<b>90,978.78</b>	<b>90,978.78</b>	<b>90,978.78</b>	<b>90,978.78</b>	<b>63,714.65</b>	<b>63,714.65</b>	<b>-</b>	<b>-</b>	<b>-</b>	<b>27,264.13</b>
<b>409902-00000-0000 - REFUEL 01-105428 ADB</b>														
<b>Maint. &amp; Other Operating Expenses</b>														
Traveling Expenses		721,500.00	721,500.00	-	721,500.00	721,500.00	112,510.00	112,510.00	112,510.00	112,510.00	-	-	-	-
Travel Expenses-Local	50201010 00	721,500.00	721,500.00	-	721,500.00	721,500.00	112,510.00	112,510.00	112,510.00	112,510.00	-	-	-	-
Training and Scholarship Expenses		70,500.00	70,500.00	-	70,500.00	70,500.00	-	-	-	-	-	-	-	-
Training Expenses	50202010 00	70,500.00	70,500.00	-	70,500.00	70,500.00	-	-	-	-	-	-	-	-
Supplies and Materials Expenses		134,156.86	134,156.86	-	134,156.86	134,156.86	10,567.13	10,567.13	10,567.13	10,567.13	-	-	-	-
Office Supplies Expenses	50203010 00	72,616.86	72,616.86	-	72,616.86	72,616.86	10,567.13	10,567.13	10,567.13	10,567.13	-	-	-	-
Other Supplies Expenses	50203990 00	61,540.00	61,540.00	-	61,540.00	61,540.00	-	-	-	-	-	-	-	-
Utility Expenses		84,000.00	84,000.00	-	84,000.00	84,000.00	-	-	-	-	-	-	-	-
Electricity Expenses	50204020 00	84,000.00	84,000.00	-	84,000.00	84,000.00	-	-	-	-	-	-	-	-
Professional Services		887,644.56	887,644.56	-	887,644.56	887,644.56	887,644.56	887,644.56	215,430.62	215,430.62	-	-	-	672,213.94
Other Professional Services	50211990 00	887,644.56	887,644.56	-	887,644.56	887,644.56	887,644.56	887,644.56	215,430.62	215,430.62	-	-	-	672,213.94
Other Maintenance and Operating Expenses		874,600.00	874,600.00	-	874,600.00	874,600.00	351,000.00	351,000.00	165,000.00	165,000.00	-	-	-	-
Representation Expenses	50299030 00	514,600.00	514,600.00	-	514,600.00	514,600.00	-	-	-	-	-	-	-	-
Rents - Buildings & Structures	50299050 01	360,000.00	360,000.00	-	360,000.00	360,000.00	351,000.00	351,000.00	165,000.00	165,000.00	-	-	-	-
<b>Sub-total, MOOE</b>		<b>2,772,401.42</b>	<b>2,772,401.42</b>	<b>-</b>	<b>2,772,401.42</b>	<b>2,772,401.42</b>	<b>1,381,721.69</b>	<b>1,381,721.69</b>	<b>503,507.75</b>	<b>503,507.75</b>	<b>-</b>	<b>-</b>	<b>-</b>	<b>672,213.94</b>
<b>SUMMARY - FUND 102 CURRENT APPROPRIATIONS</b>														
<b>Maint. &amp; Other Operating Expenses</b>														
Traveling Expenses		721,500.00	721,500.00	-	721,500.00	721,500.00	112,510.00	112,510.00	112,510.00	112,510.00	-	-	-	-

Program/Activity/Project (P/A/P) and Account Title	Account Code	Appropriations		Allotments			Current Year Obligations		Disbursements		Balances			
		Adjustments (Transfer To/From, Realignment)	Adjusted Appropriations	Adjustments (Withdrawal, Realignment)	Transfer From	Adjusted Total Allotments	1st Quarter ending March 31	Total	1st Quarter ending March 31	Total	Unreleased Appropriations	Unobligated Allotment	Unpaid Obligations	
													Due and Demandable	Not Yet Due and Demandable
Travel Expenses-Local	50201010 00	721,500.00	721,500.00	-	721,500.00	721,500.00	112,510.00	-	112,510.00	112,510.00	-	-	-	-
<b>Training and Scholarship Expenses</b>		<b>70,500.00</b>	<b>70,500.00</b>	-	<b>70,500.00</b>	<b>70,500.00</b>	-	-	-	-	-	-	-	-
Training Expenses	50202010 02	70,500.00	70,500.00	-	70,500.00	70,500.00	-	-	-	-	-	-	-	-
<b>Supplies and Materials Expenses</b>		<b>114,156.86</b>	<b>134,156.86</b>	-	<b>134,156.86</b>	<b>134,156.86</b>	<b>10,567.13</b>	<b>10,567.13</b>	<b>10,567.13</b>	<b>10,567.13</b>	-	-	-	-
Office Supplies Expenses	50203010 02	72,816.86	72,816.86	-	72,816.86	72,816.86	10,567.13	10,567.13	10,567.13	10,567.13	-	-	-	-
Accountable Forms Expenses	50203020 00	-	-	-	-	-	-	-	-	-	-	-	-	-
Gasoline, Oil and Lubricants Expenses	50203090 00	-	-	-	-	-	-	-	-	-	-	-	-	-
Semi Expendable Machinery & Equipment Exp.	50203210 00	-	-	-	-	-	-	-	-	-	-	-	-	-
Office Equipment	50203210 02	-	-	-	-	-	-	-	-	-	-	-	-	-
ICT Equipment	50203210 03	-	-	-	-	-	-	-	-	-	-	-	-	-
Semi Expendable Furniture, Fixtures & Books	50203220 00	-	-	-	-	-	-	-	-	-	-	-	-	-
Furniture & Fixtures	50203220 01	-	-	-	-	-	-	-	-	-	-	-	-	-
Other Supplies Expenses	50203990 00	81,540.00	81,540.00	-	81,540.00	81,540.00	-	-	-	-	-	-	-	-
<b>Utility Expenses</b>		<b>84,000.00</b>	<b>84,000.00</b>	-	<b>84,000.00</b>	<b>84,000.00</b>	-	-	-	-	-	-	-	-
Water Expenses	50204010 00	-	-	-	-	-	-	-	-	-	-	-	-	-
Electricity Expenses	50204020 00	84,000.00	84,000.00	-	84,000.00	84,000.00	-	-	-	-	-	-	-	-
<b>Communication Expenses</b>		-	-	-	-	-	-	-	-	-	-	-	-	-
Internet expenses	50205030 00	-	-	-	-	-	-	-	-	-	-	-	-	-
<b>Professional Services</b>		<b>978,623.34</b>	<b>978,623.34</b>	-	<b>978,623.34</b>	<b>978,623.34</b>	<b>978,623.34</b>	<b>978,623.34</b>	<b>279,145.27</b>	<b>279,145.27</b>	-	-	-	<b>699,478.07</b>
Consultancy Services	50211030 02	-	-	-	-	-	-	-	-	-	-	-	-	-
Other Professional Services	50211990 00	978,623.34	978,623.34	-	978,623.34	978,623.34	978,623.34	978,623.34	279,145.27	279,145.27	-	-	-	699,478.07
<b>General Services</b>		-	-	-	-	-	-	-	-	-	-	-	-	-
Janitorial Services	50212020 00	-	-	-	-	-	-	-	-	-	-	-	-	-
Security Services	50212030 00	-	-	-	-	-	-	-	-	-	-	-	-	-
<b>Repairs &amp; Maintenance</b>		-	-	-	-	-	-	-	-	-	-	-	-	-
RM - Buildings	50213040 01	-	-	-	-	-	-	-	-	-	-	-	-	-
RM - Motor Vehicle	50213060 01	-	-	-	-	-	-	-	-	-	-	-	-	-
<b>Financial Assistance/Subsidy</b>		-	-	-	-	-	-	-	-	-	-	-	-	-
Subsidies - Others	50214990 00	-	-	-	-	-	-	-	-	-	-	-	-	-
<b>Taxes, Insurance Premiums and Other Fees</b>		-	-	-	-	-	-	-	-	-	-	-	-	-
Fidelity Bond Premiums	50215020 00	-	-	-	-	-	-	-	-	-	-	-	-	-
Insurance Expenses	50215030 00	-	-	-	-	-	-	-	-	-	-	-	-	-
<b>Other Maintenance and Operating Expenses</b>		<b>874,600.00</b>	<b>874,600.00</b>	-	<b>874,600.00</b>	<b>874,600.00</b>	<b>351,000.00</b>	<b>351,000.00</b>	<b>165,000.00</b>	<b>165,000.00</b>	-	-	-	<b>186,000.00</b>
Advertising Expense	50299010 00	-	-	-	-	-	-	-	-	-	-	-	-	-
Printing & Publication Expenses	50299020 00	-	-	-	-	-	-	-	-	-	-	-	-	-
Representation Expenses	50299030 00	-	-	-	-	-	-	-	-	-	-	-	-	-
Rents - Buildings & Structures	50299050 01	514,600.00	514,600.00	-	514,600.00	514,600.00	-	-	-	-	-	-	-	-
Rents - Motor Vehicles	50299050 03	360,000.00	360,000.00	-	360,000.00	360,000.00	351,000.00	351,000.00	165,000.00	165,000.00	-	-	-	186,000.00
Rents - Equipment	50299050 04	-	-	-	-	-	-	-	-	-	-	-	-	-
Other MOOE	50299990 99	-	-	-	-	-	-	-	-	-	-	-	-	-
<b>Sub-total, MOOE</b>		<b>2,863,380.20</b>	<b>2,863,380.20</b>	-	<b>2,863,380.20</b>	<b>2,863,380.20</b>	<b>1,452,700.47</b>	<b>1,452,700.47</b>	<b>567,222.40</b>	<b>567,222.40</b>	-	-	-	<b>885,478.07</b>
<b>Capital Outlays</b>		-	-	-	-	-	-	-	-	-	-	-	-	-
<b>Machinery &amp; Equipment Outlay</b>		-	-	-	-	-	-	-	-	-	-	-	-	-
Info. and Communication Technology Eqpt.	50604050 03	-	-	-	-	-	-	-	-	-	-	-	-	-
<b>Sub-total, Capital Outlay</b>		-	-	-	-	-	-	-	-	-	-	-	-	-
<b>TOTAL, PS, MOOE, FE &amp; Capital Outlay</b>		<b>2,863,380.20</b>	<b>2,863,380.20</b>	-	<b>2,863,380.20</b>	<b>2,863,380.20</b>	<b>1,452,700.47</b>	<b>1,452,700.47</b>	<b>567,222.40</b>	<b>567,222.40</b>	-	-	-	<b>885,478.07</b>
<b>GRAND TOTAL</b>		<b>2,863,380.20</b>	<b>2,863,380.20</b>	-	<b>2,863,380.20</b>	<b>2,863,380.20</b>	<b>1,452,700.47</b>	<b>1,452,700.47</b>	<b>567,222.40</b>	<b>567,222.40</b>	-	-	-	<b>885,478.07</b>

Prepared by:


  
**ARCHIMAR R. LORETE**  
 AO-IV

Certified by:


  
**RYAN V. RAMONTE**  
 AO V, Budget Officer

Noted by:


  
**RAMIL M. TACULOD**  
 CAO, OIC FMD Chief

Approved by:


  
**MARI-FLOR A. DOLIAGA-LIBANG**  
 Regional Director


  
**JERICA MAE J. PERALOGA**  
 AO V, SOE


  
**AILEEN E. MOLIA**  
 Accountant III