

STATEMENT OF APPROPRIATIONS, ALLOTMENTS, OBLIGATIONS, DISBURSEMENTS AND BALANCES
As of the Quarter Ending March 31, 2025

Department: Department of Social Welfare and Development
Agency : DSWD CARAGA
Operating Unit : KC PMNP and Bfirst
Organization Code (UACS): 200010300016
Funding Source Code: 1012

X	Current Year Appropriations
	Supplemental Appropriations
	Continuing Appropriations

Program/Activity/Project (P/A/P) and Account Title	Appropriations		Allotments		Current Year Obligations		Disbursements		Balances			
	Adjustments (Transfer To/From, Realignment)	Adjusted Appropriations	Transfer From	Adjusted Total Allotments	1st Quarter ending March 31	Total	1st Quarter ending March 31	Total	Unreleased Appropriations	Unobligated Allotment	Unpaid Obligations	
											Due and Demandable	Not Yet Due and Demandable
1	4	5 = (3 + 4)	9	10 = ((6+(-)7)-8+9)	11	15=(11+12+13+14)	16	20=(16+17+18+19)	21=(5-10)	22=(10-15)	23	24
310100300005000 - Philippine Multi-Sectoral Nutrition Project												
PS	-	-	-	-	-	-	-	-	-	-	-	-
MOOE	18,417,725.19	18,417,725.19	18,417,725.19	18,417,725.19	16,191,367.87	16,191,367.87	4,414,551.48	4,414,551.48	2,226,357.32	-	11,775,816.39	
FE	-	-	-	-	-	-	-	-	-	-	-	
CO	-	-	-	-	-	-	-	-	-	-	-	
GOP	18,417,725.19	18,417,725.19	18,417,725.19	18,417,725.19	16,191,367.87	16,191,367.87	4,414,551.48	4,414,551.48	-	2,226,357.32	-	11,775,816.39
PS	-	-	-	-	-	-	-	-	-	-	-	
MOOE	18,417,725.19	18,417,725.19	18,417,725.19	18,417,725.19	16,191,367.87	16,191,367.87	4,414,551.48	4,414,551.48	2,226,357.32	-	11,775,816.39	
FE	-	-	-	-	-	-	-	-	-	-	-	
CO	-	-	-	-	-	-	-	-	-	-	-	
330100300004000 - BFIRST												
MOOE	439,428.00	439,428.00	439,428.00	439,428.00	439,428.00	439,428.00	80,531.84	80,531.84	-	-	358,896.16	
GRAND TOTAL	18,857,153.19	18,417,725.19	18,857,153.19	18,857,153.19	16,630,795.87	16,630,795.87	4,495,083.32	4,495,083.32	-	2,226,357.32	-	12,135,712.55
PS	-	-	-	-	-	-	-	-	-	-	-	
MOOE	18,857,153.19	18,417,725.19	18,857,153.19	18,857,153.19	16,630,795.87	16,630,795.87	4,495,083.32	4,495,083.32	2,226,357.32	-	12,135,712.55	
FE	-	-	-	-	-	-	-	-	-	-	-	
CO	-	-	-	-	-	-	-	-	-	-	-	

Prepared by:

JERICA NALES REBALOGA
FA III

YEELYN GAMBIN
FA III

Certified by:

TERESA M. BIDAURE
AO IV, Budget Officer

AILEEN B. MOLLA, CPA
Accountant III

Noted by:

MARYANN M. MANLA
FMD Chief

Approved by:

MARI FLOR A. DOLOMBA-IBANG
Regional Director

COMPTROLLER IN CHIEF
OFFICE OF THE AUDITOR
RECEIVED

DATE: 4/30/2025 TIME: 11:21
BY: 

STATEMENT OF APPROPRIATIONS, ALLOTMENTS, OBLIGATIONS, DISBURSEMENTS AND BALANCES

FAR No. 1A

As of the Quarter Ending March 31, 2025

Department: Department of Social Welfare and Development

Agency : DSWD CARAGA

Operating Unit : KC PMNP and Bfirst

Organization Code (UACS): 200010300016

Funding Source Code: 1012

x	Current Year Appropriations
	Supplemental Appropriations
	Continuing Appropriations

Program/Activity/Project (P/A/P) Title	and Account	Account Code	Appropriations		Allotments		Current Year Obligations		Disbursements		Balances			
			Adjustments (Transfer To/From, Realignment)	Adjusted Appropriations	Transfer From	Adjusted Total Allotments	1st Quarter ending March 31	Total	1st Quarter ending March 31	Total	Unreleased Appropriations	Unobligated Allotment	Unpaid Obligations	
													Due and Demandable	Not Yet Due and Demandable
1	2	3	4	5 = (3 + 4)	6	7 = (6 + (-7) - 8 + 9)	8	9 = (8 + 12 + 13 + 14)	10	11 = (10 + 17 + 18 + 19)	12 = (5 - 10)	13 = (10 - 15)	14	15
310100300005000 - Philippine Multi-Sectoral Nutrition Program (PNMNP)														
Maint. & Other Operating Expenses														
Traveling Expenses			788,000.00	788,000.00	788,000.00	788,000.00	158,853.00	158,853.00	115,318.00	115,318.00				
Travel Expenses-Local	50201010	00	788,000.00	788,000.00	788,000.00	788,000.00	158,853.00	158,853.00	115,318.00	115,318.00				
Training and Scholarship Expenses			863,100.00	863,100.00	863,100.00	863,100.00	-	-	-	-				
Training Expenses	50202010	00	863,100.00	863,100.00	863,100.00	863,100.00	-	-	-	-				
Supplies and Materials Expenses			339,000.00	339,000.00	339,000.00	339,000.00	150,680.00	150,680.00	-	-				
Office Supplies Expenses	50203010	00	284,000.00	284,000.00	284,000.00	284,000.00	150,680.00	150,680.00	-	-				
Accountable Forms Expenses	50203020	00	5,000.00	5,000.00	5,000.00	5,000.00	-	-	-	-				
Gasoline, Oil and Lubricants Expenses	50203090	00	50,000.00	50,000.00	50,000.00	50,000.00	-	-	-	-				
Utility Expenses			37,794.71	37,794.71	37,794.71	37,794.71	24,286.19	24,286.19	24,286.18	24,286.19				
Water Expenses	50204010	00	10,000.00	10,000.00	10,000.00	10,000.00	2,499.30	2,499.30	2,499.30	2,499.30				
Electricity Expenses	50204020	00	27,794.71	27,794.71	27,794.71	27,794.71	21,786.89	21,786.89	21,786.89	21,786.89				
Communication Expenses			201,700.00	201,700.00	201,700.00	201,700.00	-	-	-	-				
Telephone Expenses-Mobile	50205020	01	191,700.00	191,700.00	191,700.00	191,700.00	-	-	-	-				
Internet Expenses	50205030	00	10,000.00	10,000.00	10,000.00	10,000.00	-	-	-	-				
Professional Services			14,970,394.48	14,970,394.48	14,970,394.48	14,970,394.48	14,970,394.48	14,970,394.48	4,157,128.92	4,157,128.92				
Other Professional Services	50211990	00	14,970,394.48	14,970,394.48	14,970,394.48	14,970,394.48	14,970,394.48	14,970,394.48	4,157,128.92	4,157,128.92				
General Services			350,000.00	350,000.00	350,000.00	350,000.00	350,000.00	350,000.00	98,400.17	98,400.17				
Janitorial Services	50212020	00	350,000.00	350,000.00	350,000.00	350,000.00	350,000.00	350,000.00	98,400.17	98,400.17				
Repairs & Maintenance			-	-	-	-	-	-	-	-				
Financial Assistance/Subsidy			-	-	-	-	-	-	-	-				
Taxes, Insurance Premiums and Other Fees			150,000.00	150,000.00	150,000.00	150,000.00	19,418.20	19,418.20	19,418.20	19,418.20				
Insurance Expenses	50215030	00	150,000.00	150,000.00	150,000.00	150,000.00	19,418.20	19,418.20	19,418.20	19,418.20				
Other Maintenance and Operating Expenses			717,736.00	717,736.00	717,736.00	717,736.00	517,736.00	517,736.00	-	-				
Advertising Expense	50298010	00	150,000.00	150,000.00	150,000.00	150,000.00	-	-	-	-				
Rents - Buildings & Structures	50298050	01	517,736.00	517,736.00	517,736.00	517,736.00	517,736.00	517,736.00	-	-				
Rents - Motor Vehicles	50298050	03	50,000.00	50,000.00	50,000.00	50,000.00	-	-	-	-				
Sub-total, MOOE			18,417,725.19	18,417,725.19	18,417,725.19	18,417,725.19	16,191,367.87	16,191,367.87	4,414,551.48	4,414,551.48			2,226,367.32	
TOTAL, PS, MOOE, FE & Capital Outlay			18,417,725.19	18,417,725.19	18,417,725.19	18,417,725.19	16,191,367.87	16,191,367.87	4,414,551.48	4,414,551.48			2,226,367.32	
Total, PNMNP COP			18,417,725.19	18,417,725.19	18,417,725.19	18,417,725.19	16,191,367.87	16,191,367.87	4,414,551.48	4,414,551.48			2,226,367.32	
530100300004000 - BFIRST														
Maint. & Other Operating Expenses														
Professional Services			439,428.00	439,428.00	439,428.00	439,428.00	439,428.00	439,428.00	80,531.84	80,531.84				439,428.00
Other Professional Services	50211990	00	439,428.00	439,428.00	439,428.00	439,428.00	439,428.00	439,428.00	80,531.84	80,531.84				439,428.00
Sub-total, MOOE			439,428.00	439,428.00	439,428.00	439,428.00	439,428.00	439,428.00	80,531.84	80,531.84				439,428.00
TOTAL, PS, MOOE, FE & Capital Outlay					439,428.00	439,428.00	439,428.00	439,428.00	80,531.84	80,531.84				439,428.00
Total, BFIRST			439,428.00	439,428.00	439,428.00	439,428.00	439,428.00	439,428.00	80,531.84	80,531.84				439,428.00



COMMISSION ON AUDIT
DSWD CO XIII



OFFICE OF THE AUDITOR

RECEIVED

DATE: 1/20/2025 TIME: 11:21
BY: 


Main. & Other Operating Expenses													
Traveling Expenses		788,000.00	788,000.00	788,000.00	788,000.00	158,853.00	158,853.00	115,318.00	115,318.00	-	-	-	45,535.00
Travel Expenses-Local	50201010 00	788,000.00	788,000.00	788,000.00	788,000.00	158,853.00	158,853.00	115,318.00	115,318.00	-	-	-	45,535.00
Training and Scholarship Expenses		863,100.00	863,100.00	863,100.00	863,100.00	-	-	-	-	-	-	-	-
Training Expenses	50202010 02	863,100.00	863,100.00	863,100.00	863,100.00	-	-	-	-	-	-	-	-
Supplies and Materials Expenses		339,000.00	339,000.00	339,000.00	339,000.00	160,680.00	160,680.00	-	-	-	-	-	160,680.00
Office Supplies Expenses	50203010 02	284,000.00	284,000.00	284,000.00	284,000.00	150,880.00	150,880.00	-	-	-	-	-	150,880.00
Accountable Forms Expenses	50203020 00	5,000.00	5,000.00	5,000.00	5,000.00	-	-	-	-	-	-	-	-
Gasoline, Oil and Lubricants Expenses	50203090 00	50,000.00	50,000.00	50,000.00	50,000.00	-	-	-	-	-	-	-	-
Utility Expenses		37,794.71	37,794.71	37,794.71	37,794.71	24,288.19	24,288.19	24,288.19	24,288.19	-	-	-	-
Water Expenses	50204010 00	10,000.00	10,000.00	10,000.00	10,000.00	2,499.30	2,499.30	2,499.30	2,499.30	-	-	-	-
Electricity Expenses	50204020 00	27,794.71	27,794.71	27,794.71	27,794.71	21,788.89	21,788.89	21,788.89	21,788.89	-	-	-	-
Communication Expenses		201,700.00	201,700.00	201,700.00	201,700.00	-	-	-	-	-	-	-	-
Telephone Expenses-Mobile	50206020 01	191,700.00	191,700.00	191,700.00	191,700.00	-	-	-	-	-	-	-	-
Internet expense	50206030 00	10,000.00	10,000.00	10,000.00	10,000.00	-	-	-	-	-	-	-	-
Professional Services		15,409,822.48	15,409,822.48	15,409,822.48	15,409,822.48	15,409,822.48	15,409,822.48	4,148,742.51	4,148,742.51	-	-	-	11,261,079.97
Other Professional Services	50211950 00	15,409,822.48	15,409,822.48	15,409,822.48	15,409,822.48	15,409,822.48	15,409,822.48	4,148,742.51	4,148,742.51	-	-	-	11,261,079.97
General Services		350,000.00	350,000.00	350,000.00	350,000.00	350,000.00	350,000.00	98,400.17	98,400.17	-	-	-	-
Janitorial Services	50212020 00	350,000.00	350,000.00	350,000.00	350,000.00	350,000.00	350,000.00	98,400.17	98,400.17	-	-	-	-
Taxes, Insurance Premiums and Other Fees		150,000.00	150,000.00	150,000.00	150,000.00	19,418.20	19,418.20	19,418.20	19,418.20	-	-	-	-
Insurance Expenses	50216030 00	150,000.00	150,000.00	150,000.00	150,000.00	19,418.20	19,418.20	19,418.20	19,418.20	-	-	-	-
Labor and Wages	50218010 00	-	-	-	-	-	-	-	-	-	-	-	-
Other Maintenance and Operating Expenses		717,736.00	717,736.00	717,736.00	717,736.00	517,736.00	517,736.00	-	-	-	-	-	517,736.00
Advertising Expense	50299010 00	150,000.00	150,000.00	150,000.00	150,000.00	-	-	-	-	-	-	-	-
Rents - Buildings & Structures	50299050 01	517,736.00	517,736.00	517,736.00	517,736.00	517,736.00	517,736.00	-	-	-	-	-	517,736.00
Rents - Motor Vehicles	50299060 03	50,000.00	50,000.00	50,000.00	50,000.00	-	-	-	-	-	-	-	-
Sub-total, MOOE		18,857,153.18	18,857,153.18	18,857,153.18	18,857,153.18	16,830,796.87	16,830,796.87	4,404,166.07	4,404,166.07	-	-	-	11,975,038.97
GRAND TOTAL		18,857,153.18	18,857,153.18	18,857,153.18	18,857,153.18	16,830,796.87	16,830,796.87	4,404,166.07	4,404,166.07	-	-	-	11,975,038.97

Prepared by:

 JERICA MAE P. PALOGA
 FA III

 YELLYNA G. GAMBIN
 FA III

Checked by:

 TERESITA M. ENRIQUE
 AD II, Budget Officer

 AILEEN B. MAGLA, CPA
 Accountant III

Noted by:

 MARY ANN M. MANLA
 FMD Chief

Approved by:

 MARI FLOR A. DOLERA SIBANG
 Regional Director